

Blagdon Pump Selector

User Guide

Overview

It's never been easier to select your pump. The Blagdon Pump Selector is a powerful yet easy-to-use Internet based pump selection software program. Using the Blagdon Pump Selector, users can quickly search across the BLAGDON PUMP AODD range to identify the "best pump" for the required application. Selections are based on a number of user inputs such as system design point and fluid properties. Supporting documentation such as product specifications, dimensional drawings, cutaway views and engineering specifications can also be generated.

Other powerful features include a Total Head Calculator and the ability to send electronic "Request for Quote" packages directly to the Blagdon Pump sales office.

To get started simply click on the "Pump Selector" button below. The Internet-based option is run solely over the internet (no software installation required).



[Enter Blagdon Pump Selector](#)

If you have any problems with the Pump Selector program, please contact our sales office on +44 (0) 191 417 7475 or alternative by email: sales@blagdonpump.com

Blagdon Pump Selector

Step 1: Register

- 1. Enter Email Address:** When you open the Blagdon Pump Selector you will be taken to the sign in page where you must enter your email address.
- 2. Create Your Profile:** If you have already created a profile, you will be redirected to the Pump Selector front page. Otherwise if you have not created a profile you will be prompted to enter information about yourself.
- 3. Review Terms:** Once you have entered the required information and reviewed the terms of use and privacy policy you can continue by clicking the "I Accept" button.
- 4. Password:** In a few minutes you will receive an email containing an automatically generated password. You can use this password to update account information and access special features of the Pump Selection Program.
- 5. Selection Preferences:** The program gives you the option to select your unit preferences which will be used during the pump selection process.

Create Your Profile
Fields marked with * are required.

Step 1: Enter your email address
Email address *

Step 2: Tell us about yourself
Language preference: English
Primary role with pumps: Pump User
First name *
Last name *
Company *
Street address *
City *
Country: United States
State/Province: AL
Zip/Postal code *
Phone number *
Fax number *
 I want to receive the "Pumps & Piping System" newsletter emailed from enews@PUMP-FLO.com.

Step 3: Review terms
Manufacturers and distributors with whom we share your Personal Information may also contact you with information regarding products that you have viewed or selected from their electronic catalogs while using the ePUMP-FLO software or with other marketing and promotional materials. Engineered Software does not control the activities of manufacturers. If you wish to opt-out of receiving communications for manufacturers, you should contact them directly.
By clicking I Accept, you agree to accept PUMP-FLO.com's [Terms of Use](#) and [Privacy Policy](#).

PUMP-FLO.com
An Engineered Software Solution

In a few minutes you will receive an email at the email address you entered containing an automatically generated password. You may use this password to update your account information and access special features on this website. If you do not receive an email at the email address you entered, please contact technical support at 360-412-0702 opt 5.

Selection Preferences
Fields marked with * are required.

Step 4: Choose your selection preferences
Indicate your selection preferences below. These preferences will be used during your pump selections. You may change these preferences at a later time.

Engineering units: US Metric
Synchronous speeds: 60 Hz 50 Hz (centrifugal pump selection only)
Atmospheric pressure: 14.7 psi

Note:

Once you have logged in you will notice a menu in the top right where you can choose to update your profile information and unit preferences at any time.

New Selection | [My Profile](#) | [Help](#) | [Feedback](#)

- Update profile
- Change units
- Change language
- Sign out


Blagdon Pump Selector

Step 2: Enter Pumping Application Information

Once you have successfully logged in you will be take to the Front Page. This page presents Blagdon Pump Product, Company and Contact Information.

Start Pump Selection

1. **Pump Selection:** When you are ready to begin your pump selection click on the “Start Pump Selection” button.



PUMP-FLO.com | [New Selection](#) | [My Profile](#) | [Help](#) | [Feedback](#)

Catalogs

| | |
|-----------------------|---|
| Pump Selection | Please click on the following button to begin your pump selection. <input type="button" value="Start Pump Selection"/> |
| Product | Blagdon Pump offer a choice of models to suit all applications. With pumps ranging from 1/4" to 3" models up to 8.6 bar pressure, the pumps are available in Aluminium, Stainless Steel, Polished Stainless, Polypropylene, Conductive PTFE, Virgin PTFE, Cast Iron and PVDF: there will be a material to suit your needs. Pump duties include liquid transfer, slurry handling, filter feeding, circulation, de-watering, low pressure spray supply, tank/sump/barrel/drum filling and emptying, batching/mixing/metering/dosing and chemical injection. Blagdon can offer a range of bespoke products as well as a comprehensive range of accessories and spares. |
| Company | Blagdon Pump offer an extensive pump range handling fluid media safely and cost effectively. We offer low cost ownership, by combining high quality wear parts with low price spares and a vast array of accessories. A flexible modular design of pumps means we can offer short lead times and a high degree of customizing opportunities. Our experienced staff can provide instant support for installation, servicing, maintenance or a technical query. We offer a fast spares delivery service, many items being in stock for immediate delivery. |
| Contact | Blagdon Pump Holdings Limited Lambert Road Armstrong Industrial Estate Washington Tyne & Wear NE37 1QP U.K. Tel: 0044 (0) 191 417 7475 Fax: 0044 (0) 191 417 5435 Email: sales@blagdonpump.com Web: www.blagdonpump.com |

© 2002 - 2008 Engineered Software, Inc. All Rights Reserved: [Terms of Use](#) | [Privacy Policy](#) | [Software Requirements](#)

Blagdon Pump Selector

Primary Criteria

1. **Rated Design Point:** Enter Flow rate and Total Head. You can extend the design head by entering a near miss percentage e.g. +/- 5%. You can calculate total head by clicking on the “Calculator” button. You can use the range charts and type notes link as a reference.

Note:

Please see Appendix for details on entering **Advanced Criteria** and using the **Total Head Calculator**.

2. **Types:** Select a pump type to limit the search to a particular type.
3. **Fluid:** Select your desired fluid and then specify its viscosity. Available pump materials may vary depending on fluid choice. You can enter text into the name filter box and then click apply to limit the displayed fluids.
4. **Available Pump Materials:** Hold down control key and click individual pump material entries to toggle single items on and off
5. Click **Search** to view the list of pumps which meet your criteria


The screenshot shows the Blagdon Pump Selector web application interface. At the top, there is a navigation bar with the Blagdon Pump logo and links for PUMP-FLO.com, New Selection, My Profile, Help, and Feedback. Below this is a secondary navigation bar with tabs for Catalogs, Design Point Search, Primary Criteria (selected), Advanced Criteria, and Total Head Calculator. The main content area is divided into several sections:
1. **Rated Design Point:** Includes input fields for Flow rate (m³/hr), Total head (bar), and Near miss (% of head). A Calculate button is present.
2. **Types:** A dropdown menu showing Metallic and NonMetallic options.
3. **Fluid:** A list of fluids including Water, Fresh at 60°F, 1-Chloronaphthalene, 1-Nitropropane, Acetaldehyde (Ethanal), Acetamide (Acetic Acid Amide), Acetate Solvents, Acetic Acid (20%, 30%, 50%, Glacial). A Viscosity input field (cP) is also present.
4. **Wetted parts:** A list of materials including Aluminum, Cast Iron, PVDF, Polypropylene, and Stainless Steel.
5. **Elastomers:** A list of materials including Buna-n, EPDM, Hytrel, PTFE, Santoprene, and Viton.
6. **Name Filter:** An optional text input field with Apply and Clear buttons.
7. **Fluid Note:** A text input field containing "H2O".
At the bottom of the interface, there is a Search button and a link to Advanced Criteria. The footer contains copyright information: © 2002 - 2007 Engineered Software, Inc. All Rights Reserved. Links for Terms of Use, Privacy Policy, and Software Requirements are also provided.

Blagdon Pump Selector

Step 3: View Detailed Curves/Documentation and make Pump Selection

The Selection List

- Selection List:** You will be given a list of pumps that meet your primary/advanced criteria. Pumps that are flagged do not meet your advanced criteria. You can sort the list by clicking on the column headers. The graph preview allows you to quickly compare the pumps and eliminate those that you do not wish to consider.
- Make a Selection:** To select a pump simply click on the corresponding row.







New Selection | My Profile | Help | Feedback


Catalogs
Design Point Search
Search Results

Selection List

The following pumps meet your primary search criteria. Pumps that are flagged do not meet your optional criteria. Refer to pump warnings on the 'Pump Curve' page for more information about criteria that flagged pumps do not meet.
Click on the pump row to select a pump. Click on a column header to sort the list.

Design Point: 100 lpm, 6 bar.

| # | Preview | Type | Size | Solid Size | Air Pressure | Head | Air Consumption |
|---|---|-----------------------------|-----------------------------------|------------|--------------|----------|--------------------------|
| |  | Metallic | B75 | 10mm | 6.9 bar | 6.53 bar | 88.5 sm ³ /hr |
| |  | Metallic | B50 Hygienic | 10mm | 8 bar | 6.68 bar | 65.9 sm ³ /hr |
| |  | Metallic | B50 High Pressure | 6mm | 4 bar | 6.18 bar | 68.6 sm ³ /hr |
| |  | NonMetallic | B50 | 6mm | 7 bar | 6.23 bar | 62.4 sm ³ /hr |
| |  | Metallic | B50 | 6mm | 7 bar | 6.23 bar | 62.4 sm ³ /hr |

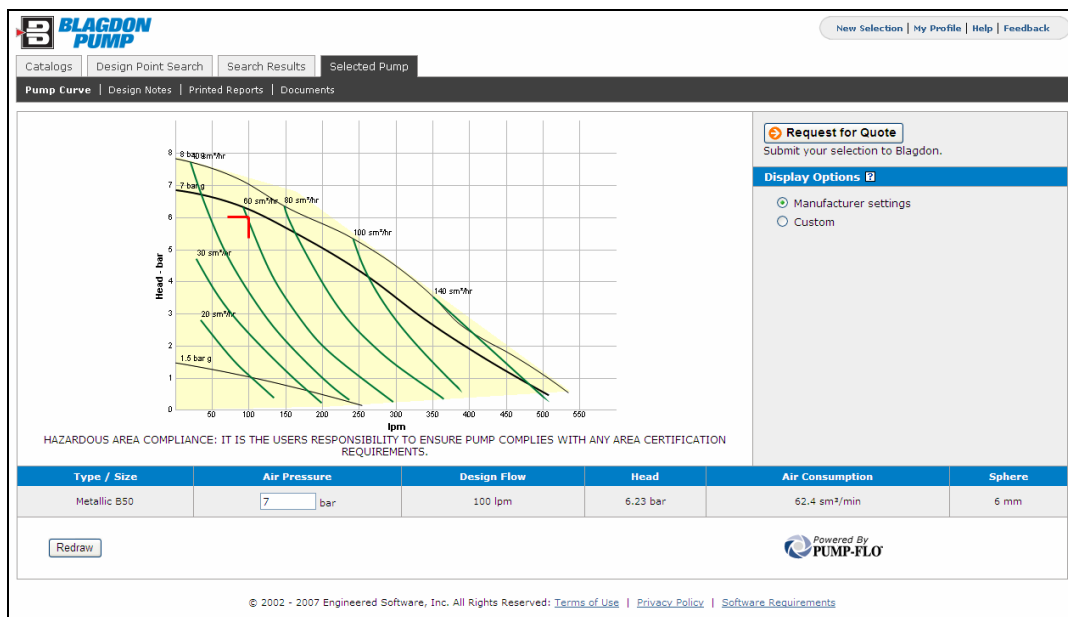


© 2002 - 2007 Engineered Software, Inc. All Rights Reserved: [Terms of Use](#) | [Privacy Policy](#) | [Software Requirements](#)

Blagdon Pump Selector

Pump Curve for Selected Pump

1. **Detailed Pump Curve:** Once you have made a selection a detailed pump curve will be displayed.
2. **Display Options:** You can customise the graph display to your preference by clicking on the “modify” button. You can customise the curve type, grid lines and optional curves (air consumption/resistance). Once you have decided on the best display options, click on the “Update Settings” button to save your settings and return to the graph page.
3. **Redraw:** You can redraw the graph for varying air pressures. This will update the design flow, head and air consumption values.



Design Notes for Selected Pump

This page simply provides an overview of the selected pump along with pump notes and pump warnings.

HAZARDOUS AREA COMPLIANCE: IT IS THE USERS RESPONSIBILITY TO ENSURE PUMP COMPLIES WITH ANY AREA CERTIFICATION REQUIREMENTS.

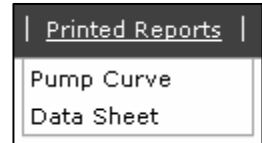
HAZARDOUS AREA COMPLIANCE: IT IS THE USERS RESPONSIBILITY TO ENSURE PUMP COMPLIES WITH ANY AREA CERTIFICATION REQUIREMENTS.

© 2002 - 2007 Engineered Software, Inc. All Rights Reserved. [Terms of Use](#) | [Privacy Policy](#) | [Software Requirements](#)

Blagdon Pump Selector

Printed Reports for Selected Pump

- Choose Report:** You can choose to open the pump curve or datasheet in PDF format.
- Customise Report:** Before opening a report you will be prompted to enter the name of the company/individual and any additional information applicable to the report.
- Email/Save/Print Report:** Once the report is open you can email a report to yourself simply by clicking the "Email Report" button. You can also save and print the report using your PDF reader's tools.



Data Sheet Report

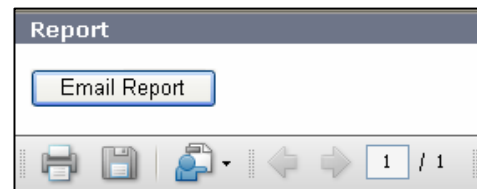
Company

Name

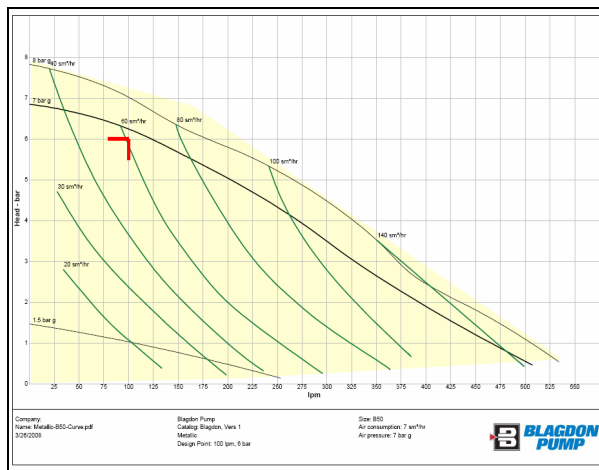
Additional Information

In color


Submit Cancel



Example Pump Curve Report:



Example Datasheet Report:



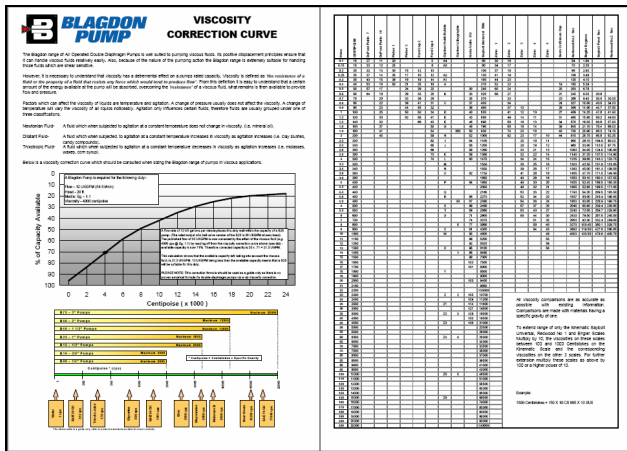
Blagdon Pump Selector

Documents for Selected Pump

Documents

- Viscosity Chart
- Manual
- AA Datasheet
- SA Datasheet

- 1. Choose Document:** You can choose to open the Blagdon Pump Viscosity Chart, Manual and Datasheets for the selected pump. These documents will open in PDF format.
- 2. Viscosity Chart:** This chart can be used to calculate the effect of a fluid's viscosity on the pump's performance.



- 3. Manuals and Datasheets:** When you select a manual or datasheet from the documents menu, it will open from the Blagdonpump.com website in a new window.

SERVICE & OPERATING MANUAL
AIR OPERATED DOUBLE DIAPHRAGM PUMP

B50 & X50
50 Series 2" Model

This pump is ATEX approved for use in potentially explosive atmospheres Group II category 2

This Manual covers the following models :-

- 5004A... All Aluminium
- 5004CA... Cast Iron / Aluminium
- 5004C... All Cast Iron
- 5004SA... Stainless Steel / Aluminium
- 5004SC... Stainless Steel / Cast Iron
- 5004SS... All Stainless Steel

CE mark and ATEX certification information are also present.

BLAGDON B50
AIR OPERATED DOUBLE DIAPHRAGM PUMP

DIMENSIONS

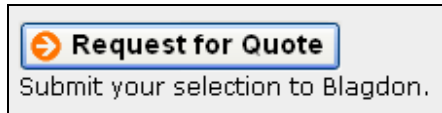
PERFORMANCE

The datasheet includes a performance graph showing flow rate (GPM) versus head (PSI) for various pump models and viscosities.

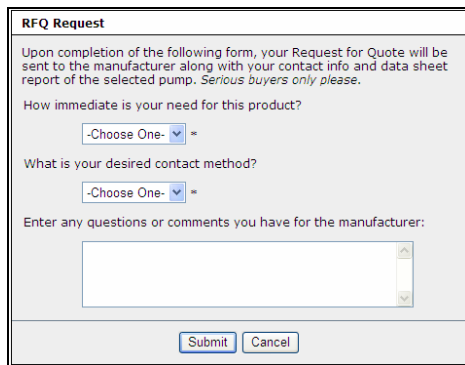
Blagdon Pump Selector

Step 4: Request a Quote

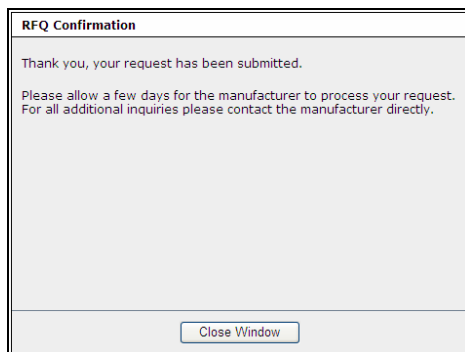
1. **Request a Quote:** Once you have completed the pump selection process you will have an option to submit a “Request for Quote” from the Pump Curve page.



2. **Enter more information:** Once you click on the “Request for Quote” you will be asked how immediate is your need for the product, what is your desired contact method and if you have any questions or comments for the manufacturer? Once entered you can click “Submit”.

A screenshot of a web form titled "RFQ Request". The form has a light gray background and a thin black border. At the top, it says "RFQ Request". Below that, a paragraph of text reads: "Upon completion of the following form, your Request for Quote will be sent to the manufacturer along with your contact info and data sheet report of the selected pump. *Serious buyers only please.*". There are two dropdown menus, each with the text "-Choose One-" and an asterisk. The first dropdown is preceded by the question "How immediate is your need for this product?". The second dropdown is preceded by "What is your desired contact method?". Below the dropdowns is a text area with a vertical scrollbar, preceded by the text "Enter any questions or comments you have for the manufacturer:". At the bottom of the form are two buttons: "Submit" and "Cancel".

3. **Confirmation Message:** A Confirmation message will appear letting you know that the request has been successfully submitted.

A screenshot of a confirmation message window titled "RFQ Confirmation". The window has a light gray background and a thin black border. The text inside reads: "Thank you, your request has been submitted." followed by "Please allow a few days for the manufacturer to process your request. For all additional inquiries please contact the manufacturer directly." At the bottom center of the window is a button labeled "Close Window".

Upon completion of the request, it will be sent to Blagdon Pump along with your contact information and datasheet report of the selected pump. Please allow a few days for this request to be processed.

If you have any additional inquiries please contact us directly.

Blagdon Pump Selector

Blagdon Pump Selector

Appendix

Advanced Criteria

1. **Optional Criteria:** You can select maximum conditions for the air pressure, air consumption and max sphere size.
2. **Resistance Curves:** Data points entered here will be displayed on the final pump curve. You can create up to 5 curves/25 data points. You can choose to display these data points as resistance curves or just discrete points on the graph.

The screenshot shows the 'Advanced Criteria' section of the Blagdon Pump Selector software. The interface includes a navigation bar with 'Primary Criteria' and 'Advanced Criteria' tabs. The 'Advanced Criteria' section is divided into two main areas: 'Optional Criteria' and 'Resistance Curves'.

Optional Criteria: This section contains three input fields: 'Max air pressure', 'Max air consumption', and 'Max sphere size' (with a unit of 'mm').

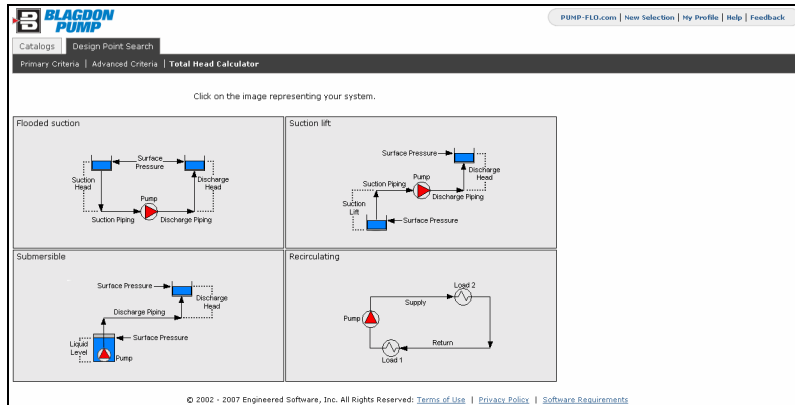
Resistance Curves: This section includes a dropdown menu for 'Select curve/points' with options: 'Primary', 'Secondary 1', 'Secondary 2', 'Secondary 3', and 'Secondary 4'. Below the dropdown is a table with columns for 'Flow m³/hr' and 'Head bar'. The table has 5 rows, with the first row containing the value '0' under the 'Flow' column. There are also two radio buttons: 'Resistance curve' (selected) and 'Operating points'.

At the bottom of the interface, there is a 'Primary Criteria' button and a copyright notice: '© 2002 - 2007 Engineered Software, Inc. All Rights Reserved. Terms of Use | Privacy Policy | Software Requirements'.

Blagdon Pump Selector

Total Head Calculator

1. **System:** There are four different configurations available for calculating the total head. They are flooded suction, suction lift, submersible, and recirculating. Click on the image representing your system.



2. **Piping Configuration:**

- a. **Pipe properties:** Flow Rate, Material, Schedule, Sizes
- b. **Suction Piping:** Tank surface pressure, static suction lift, pipe length, pipe diameter
- c. **Discharge Piping:** Tank surface pressure, static discharge head, pipe length, pipe diameter

3. **Fluid:** Specify Fluid Properties (Specific Gravity, Viscosity)

4. **Valves & Fittings:** Enter the count of each type of valve or fitting present in the system. A calculated resistance coefficient will be added to the system for each one. Use the 'fixed-K' boxes to include K-values for additional items not listed here.

5. Click **Calculate** to see results and continue with pump selection.

The screenshot shows the input fields for the 'Total Head Calculator'. It is divided into three main sections:

- Piping Configuration:** Includes fields for 'Flow rate' (m³/hr), 'Material' (AL 5241), 'Schedule' (40), and 'Discharge'. It has separate input fields for 'Suction' (Tank surface pressure, Static suction lift, Pipe length, Pipe diameter) and 'Discharge' (Tank surface pressure, Static discharge head, Pipe length, Pipe diameter). A 'Pipe diameter units' selector is set to 'mm'.
- Fluid:** Includes a dropdown for 'Water, Fresh at 60°F', and input fields for 'Specific gravity' and 'Viscosity' (1 cP).
- Valves & Fittings:** A table with columns for 'Suction count' and 'Discharge Count'. The table lists various components with their respective counts:

| Component | Suction count | Discharge Count |
|-------------------|---------------|-----------------|
| Entrance | 0 | 0 |
| Exit | 0 | 0 |
| Elbow | 0 | 0 |
| Ball valve | 0 | 0 |
| Butterfly valve | 0 | 0 |
| Gate valve | 0 | 0 |
| Globe valve | 0 | 0 |
| Plug Valve | 0 | 0 |
| Lift check valve | 0 | 0 |
| Stop check valve | 0 | 0 |
| Swing check valve | 0 | 0 |
| Fixed-K | 0.00 | 0.00 |

 At the bottom, there are 'Calculate' and 'Cancel' buttons. A small logo for 'PUMP-FLO' is visible in the bottom left corner.